




KBM-18® PLATE EDGE BEVELLING MACHINES



KBM-18-100

KBM-18® Plate Edge Bevelers - Portable - Self Propelled

KBM-18® bevelers produce clean machined bevels with **no thermal distortion** on mild steel, stainless steel and aluminum plate from 1/4" (6.0 mm) to 1 1/2" (38.1 mm) thick. Thinner material can be bevelled... consult factory for details. The KBM-18® automatically bevels the topside of the plate **reducing time and cost**. Savings are further enhanced when the KBM18U® underside beveller is used in applications where both sides of the material require beveling.

Adjustable Undercarriage...For Easy Height Adjustment

The KBM-18® can be purchased with an adjustable height, self-aligning, spring-loaded caster wheel assembly for self-propelled beveling along any length of plate maintaining a uniform bevel and consistent root face. Undercarriage sold separate.

Angle Bevel Pins...Enable Bevel Angle Adjustment

...KBM-18® units are supplied with angle bevel pins for 22 1/2°, 30°, 37 1/2°, 45° and 55° bevels. Pins for other bevel angles are available upon request.




Operates at 10 feet (3 meters) per minute

WITH ADJUSTABLE BEVELLING HEAD TO PRODUCE BEVEL ANGLES 22 1/2° THROUGH 55°



WELDING AND CUTTING AUTOMATION




KBM-18® PLATE EDGE BEVELLER

HYDRAULIC ADJUSTABLE UNDERCARRIAGE

For easy height adjustment

KBM-18® units can be supplied with choice of undercarriages. Both are supplied with Gullco exclusive self-aligning caster wheel assemblies to maintaining a uniform bevel and consistent root face. Undercarriage sold separate



KBM-18-069

CASTER SPRING LOADED ADJUSTABLE UNDERCARRIAGE

Adjustable undercarriages come with Gullco's adjustable height self-aligning spring loaded caster wheel assemblies for self-propelled operation. Best suited for applications where constant machine height is required. The spring-loaded wheels help to eliminate imperfections in the ground to ensure a clean consistent bevel. Sold separate.

Maximum Bevel Width:	0.71" (18.00 mm) at standard 30° bevel angle on material with a tensile strength of 64,000 lb/in ² (45 Kg/mm ²)
Maximum Bevel Depth:	0.61" (15.6 mm) at standard 30° bevel angle on material with a tensile strength of 64,000 lb/in ² (45 Kg/mm ²)
Min. Plate Thickness:	1/4" (6.0mm) Thinner material can be bevelled...consult factory for details
Max. Plate Thickness:	1 1/2" (38.1 mm)
Bevel Speed:	120 in. (304.8 cm) per minute*
Motor:	2HP, 3 phase, available for 230, 460 and 575V~ at 60Hz and also 380 and 400/415V~ at 50Hz supply
Weight:	340 lbs. (154Kg.) including undercarriage assembly
Complies With:	C.S.A./N.R.T.L. (File # LR 35006-6) and C.E. Regulations

KBM-18U® UNDERSIDE BEVELLING



The KBM-18U® is perfect for beveling the underside of the plate without need for flipping the work piece over. Safety is increased as there is no need for constant maneuvering of heavy workloads. Production can further be increased with use of both models simultaneously.

* top speed can vary depending on bevel depth, voltage and frequency fluctuation


KBM-18® comes complete with the following standard equipment:

- 1- KBM-18-X1C Deep Tooth Cutter (medium cut)
- 1- Set Bevel Angle Pins for 22 1/2°, 30°, 37 1/2°, 45° and 55°
- 1- Tool Kit

Accessories available:

- Gullco KBM-18-069 Adjustable Height Undercarriage
- KBM-18-X1C: Medium Tooth Cutter (smooth finish)
- KBM-18-X1H: High Tensile Cutter
- GBM-18 (Specify Degree Required): Angle Bevel Pins for angles other than those supplied as standard)
- GBM-18-0.5: Cutter Shims
- GBM-18-1.0: Cutter Shims

MAXIMUM RECOMMENDED BEVELLING CAPACITIES



Bevel Angle	TENSILE STRENGTH					
	64,000 lbs/in ² (45 kg/mm ²)		71,000 lbs/in ² (50 kg/mm ²)		85,000 lbs/in ² (60 kg/mm ²)	
A	W	D	W	D	W	D
22 1/2°	0.71" (18 mm)	0.65" (16.6 mm)	0.63" (16 mm)	0.58" (14.8 mm)	0.55" (14 mm)	0.51" (13 mm)
30°	0.71" (18 mm)	0.61" (15.6 mm)	0.63" (16 mm)	0.55" (13.9 mm)	0.55" (14 mm)	0.48" (12.1 mm)
37 1/2°	0.67" (17 mm)	0.53" (13.5mm)	0.59" (15 mm)	0.47" (11.9 mm)	0.51" (13 mm)	0.41" (10.3 mm)
45°	0.63" (16 mm)	0.45" (11.3mm)	0.55" (14 mm)	0.39" (9.9 mm)	0.47" (12 mm)	0.33" (8.5 mm)
55°	0.59" (15 mm)	0.34" (8.6 mm)	0.51" (13 mm)	0.29" (7.5 mm)	0.43" (11 mm)	0.25" (6.3 mm)

GULLCO



KBM-18-100
KBM-18-069

KAT, KBM, MOGGY, KATBAK & SAM are registered trademarks of Gullco Enterprises Limited

SPECIFICATIONS ARE SUBJECT TO CHANGE WITHOUT NOTICE

Distributed by:

GULLCO

GULLCO INTERNATIONAL LIMITED - CANADA

Phone: 905-953-4140 Fax: 905-953-4138 e-mail: sales@gullco.com

GULLCO INTERNATIONAL INC. - U.S.A

Phone: 440-439-8333 Fax: 440-439-3634 e-mail: ussales@gullco.com

GULLCO INTERNATIONAL (U.K.) LIMITED- EUROPE

Phone: +44 1257-253579 Fax: +44 1257-254629 e-mail: sales@gullco.co.uk

GULLCO INTERNATIONAL PTY LIMITED - AUSTRALIA

Phone: 61 (0)7 3348 5515 Fax: 61 (0)7 3348 5510 e-mail: ausales@gullco.com

GULLCO INTERNATIONAL INDIA PVT LIMITED - INDIA

Phone: 91-20-65260382 Fax: 91-20-26836656 e-mail: india.lo@gullco.com

GULLCO INTERNATIONAL SHANGHAI LIMITED- CHINA

Phone: +8621-50460341 Fax: +8621-50463554 e-mail: gsuntech@sh163.net

GULLCO INTERNATIONAL LIMITED- LATIN AMERICA

Phone: 55-11-3584-7936 e-mail: rogerio.macedo@gullco.com

STUCH GMBH & Co. KG SCWEISSTECHNIK - GERMANY

Phone: (02 03) 72 94 95 Fax: (02 03) 72 94 96 e-mail: info@stuch-schweisstechnik.de